



Graepel - Lamiere forate

Perforazioni standard e assortimento di magazzino

Graepel - Perforated sheets

Standard patterns and stock list

Graepel - Lochbleche

Standardlochungen und Lagerliste

Graepel - Tôles perforées

Perforations standards et liste de stock

Formati / Sizes / Formate / Formats:

1000x2000 | 1250x2500 | 1500x3000 mm

Materiali / Material / Material / Matières:

EN - DC01 - DD11 - S235


Aisi 304 = W.Nr. 1.4301

Aisi 316 Ti = W.Nr. 1.4571

Alluminio, aluminium, Aluminium, aluminium


Zincato, galvanized, verzinkt, galvanisé

Fori tondi, round holes, Rundlochungen, trous ronds a 60°




d. 1,25 p. 2,5 v/p 23%

d. 1,5 p. 3 v/p 23%




d. 1,75 p. 2,7 v/p 37%

d. 2 p. 3,5 v/p 30%



d. 2,5 p. 4 v/p 35%

d. 3 p. 5 v/p 33%




d. 3 p. 6 v/p 23%

d. 4 p. 6 v/p 40%

d. 4 p. 7 v/p 30%

d. 4 p. 8 v/p 23%



d. 5 p. 8 v/p 36%

d. 5 p. 9 v/p 28%

d. 6 p. 8 v/p 51%


d. 6 p. 9 v/p 40%

d = apertura foro p = passo v/p = vuoto su pieno • = standard a richiesta x = standard dal pronto (salvo venduto)
 larg. max. = larghezza massima possibile della lamiera
 voir page 5, siehe S. 5, see page 5

d mm	p mm	v/p %	largh. max	spessore													
				0,5	0,8	1,0	1,5	2,0	3,0	4,0	5,0						
1	2	23	1.300	x	x	x											
1,25	2,5	23	1.300	•	•	x											
1,5	2,5	33	1.300	x	x	x											
1,5	3	23	1.300	•	•	•	x										
1,5	3,5	17	1.500		•	•	•										
1,75	2,7	37	1.300	•	•	•											
1,75	3	31	1.300			•	x										
2	2,5	58	1.500	•	•	•											
2	2,7	50	1.300	•	•	•											
2	3	40	1.300	•	•	•											
2	3,5	30	1.500	•	x	x	•										
2	4	23	1.500	•	•	•	x	x									
2,5	4	35	1.500	•	x	x	x	x									
2,5	4,5	28	2.000	•	•	•	•	•									
3	4	51	1.500	•	•	x	x										
3	5	33	1.500	•	x	x	x	x									
3	5,5	27	1.300														
3	6	23	1.500	•	•	•	•	•	x								
3,5	5	45	1.300	•	•	x	x	x									
3,5	5,5	37	1.300	•	•	•	•	•									
3,5	6	31	1.300			•	•	•	x								
4	5	58	1.300	•	•	•											
4	6	40	1.500	•	x	x	x	x									
4	7	30	2.000	•	•	•	•	•	x	•							
4	8	23	2.000	•	•	•	•	•	•	x							
4	10	15	1.500		•	•											
4	12	10	2.000	•	•	•	•	•									
4,7	6,4	49	1.300				•	•									
5	7	47	1.500	•	•	•	•	•									
5	7,2	44	1.300	•	•	•	•	•									
5	8	36	1.500	•	x	x	x	x	x								
5	8,08	35	2.000				x	x	x								
5	9	28	2.000					•	•	•							
5	10	23	2.000	•	•	•	•	•	•	x	x						
6	7,2	63	1.300	•	•	•	•	•									
6	8	51	1.300	•	•	•	•	•									
6	9	40	1.500	•	x	x	x	x	•								


Fori tondi, round holes, Rundlochungen, trous ronds a 60°

d mm	p mm	v/p %	largh. max	spessore													
				0,5	0,8	1,0	1,5	2,0	3,0	4,0	5,0	6,0	8,0	10,0			
6	9,5	36	1.300	•	•	•	•	•	•								
6	10	33	2.000		•	•	•	•	x	x	•						
6	11	27	2.000						•	•	•						
6	12	23	2.000								•	x	x				
6,5	8	60	1.300	•	•	•											
6,5	9	48	1.500														
6,5	11	32	1.300				•	•	•								
7	8,2	66	1.300	•	•	x											
7	9	55	1.300	•	•	•	•	•	•								
7	10	45	1.500	•	•	•	x	x	•								
7	12	31	1.300				•	•	•								
7,5	9	63	1.300	•	•	•	•	•									
8	10	58	1.500		•	x	•	•									
8	11	48	1.500	•	•	•	•	•									
8	12	40	2.000	•	x	x	x	x	x	•	•						
8	13	34	2.000				•	•	x	x	•						
8	14	30	2.000			•	•		•	•	•	•					
8	15	26	2.000						•	•	•	x	x				
8	16	23	1.300	•	•	•	•	•	•	•							
8	22	12	2.000						•	•	•						
8	25	9,5	1.500	•	•	•	•										
8	26,5	9	1.500				•	•	•								
9	13	44	1.500		•	•	x	•									
9	15	33	2.000				•	•	•	•	•	•					
10	12	63	1.500		•	•	•	•									
10	13	54	2.000						•	•							
10	14	46	1.500	•	•	•	•	•	•	•							
10	15	40	2.000		x	x	x	x	x	x	x	x	•	•	•		
10	18	28	2.000						•	•	•	•	x	x	•		
10	20	23	2.000								•	•				x	
10	25	14,5	1.500	•	•	•	•										
12	15	58	1.500	•	•	•	•	•	•								
12	16	51	1.300	•	•	•	•	•									




d. 6 p. 10 v/p 33%

d. 6 p. 12 v/p 23%



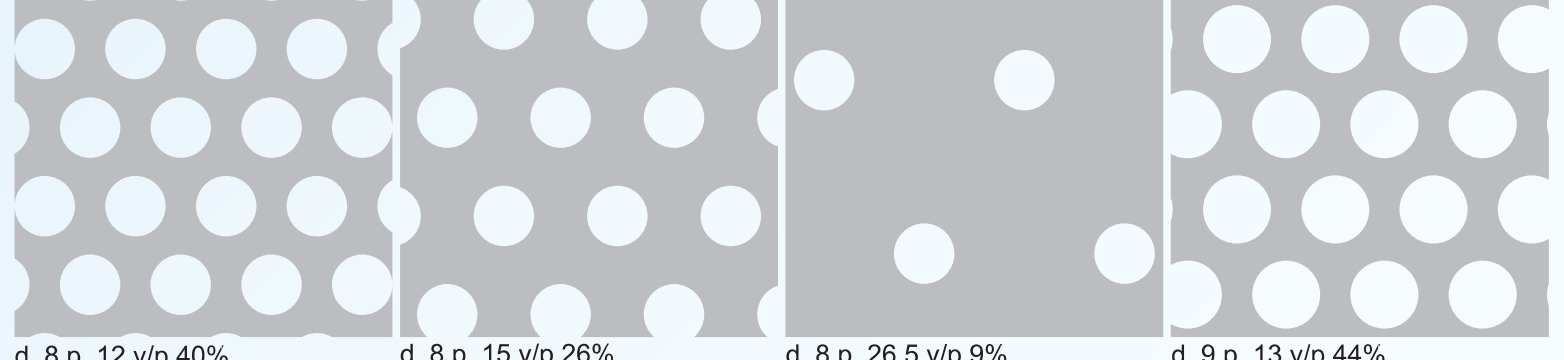
d. 6,5 p. 11 v/p 32%

d. 7 p. 8,2 v/p 66%



d. 7 p. 10 v/p 45%

d. 8 p. 10 v/p 58%




d. 8 p. 12 v/p 40%

d. 8 p. 15 v/p 26%

d. 8 p. 26,5 v/p 9%

d. 9 p. 13 v/p 44%




d. 10 p. 15 v/p 40%

d. 10 p. 18 v/p 28%

d. 12 p. 18 v/p 40%


d. 12 p. 20 v/p 33%

Fori tondi, round holes, Rundlochungen, trous ronds a 60°




d. 14 p. 18 v/p 55%

d. 15 p. 20 v/p 51%




d. 16 p. 20 v/p 58%

d. 18 p. 25 v/p 47%



d. 19 p. 24 v/p 57%



d. 20 p. 28 v/p 46%

d	p	v/p	largh. max	spessore													
				0,8	1,0	1,5	2,0	3,0	4,0	5,0	6,0	8,0	10,0	12,0	15,0		
12	25	21	2.000					*	*	*	*	*	*	*			
13	18	54,5	2.000	*	*	*	*	*	*	*	*	*	*	*	*		
13	20	38	1.500			*	*										
14	16	70	1.500	*	*	*	*										
14	18	55	2.000	*	x	*	x	x	*	*							
14	20	44,5	2.000	*	*	*	*	*	*	*	*	*	*	*	*	*	*
14	25	32,5	2.000	*	*	*	*	*	*	*	*	*	*	*	*	*	*
15	18	63	1.500	*	*	*	*	*	*	*	*	*	*	*	*	*	*
15	20	51	2.000	*	x	x	x	x	x	x	*	*	*	*	*	*	*
15	21	46	1.500	*	*	*	*	*	*	*	*	*	*	*	*	*	*
15	22	42	2.000	*	*	*	*	*	*	*	*	*	*	*	*	*	*
15	25	33	2.000	*	*	*	*	*	*	*	*	*	*	*	*	*	*
16	18	72	1.500			*	*										
16	20	58	1.500	*	*	*	*	x									
16	24	40	2.000								*	*					
18	21	66	1.500	*	*	*	*										
18	24	51	2.000	*	*	*	*	*	*	*	*	*	*	*	*	*	*
18	25	47	2.000	*	x	x	x	*	*	*	*	*	*	*	*	*	*
19	24	57	2.000			*	*										
20	23,1	68	2.000	*	*	*	*	*	*	*	*	*	*	*	*	*	*
20	25	58	2.000			*	*	*	*	*	*	*	*	*	*	*	*
20	26	54	2.000	*	*	*	*	*	*	*	*	*	*	*	*	*	*
20	28	46	2.000	*	*	x	x	x	*	*	*	*	*	*	*	*	*
20	30	40	2.000	*	*	*	*	*	x	x	*	*	*	*	*	*	*
20	32	35	1.500			*	*										
20	34	32	2.000				*				*	*	*	*	*	*	*
25	28,5	69,8	1.500	*	*	*	*	*	*	*	*	*	*	*	*	*	*
25	34	42	2.000								*	*	*	*	*	*	*

d = apertura foro
 p = passo
 v/p = vuoto su pieno
 * = standard a richiesta
 x = standard dal pronto (salvo venduto)
 larg. max. = larghezza massima possibile della lamiera

see page 5
 siehe S. 5
 voir page 5

d. 25 p. 32 v/p 55%


Fori tondi, round holes, Rundlochungen, trous ronds a 60°

d	p	v/p	largh. max	spessore													
				1,0	1,5	2,0	3,0	4,0	5,0	6,0	8,0	10,0	12,0	15,0			
30	36	63	2.000	*	*	*	*	*	*	*	*	*	*	*	*	*	*
30	40	51	2.000		*	x	x	*	*	*	*	*	*	*	*	*	*
35	41	66	2.000				*	*	*	*	*	*	*	*	*	*	*
35	47	50,5	2.000	*	*	*	*	*	*	*	*	*	*	*	*	*	*
37	47	56	2.000	*	*	*	*	*	*	*	*	*	*	*	*	*	*
40	50	58	2.000			*	*	*	*	*	*	*	*	*	*	*	*
40	56	47	2.000	*	*	*	*	*	x	*	*	*	*	*	*	*	*
45	56	59	2.000			*	*	*	*	*	*	*	*	*	*	*	*
50	64	55	2.000			*	*	x	*	*	*	*	*	*	*	*	*
52	64	51	2.000	*	*	*	*	*	*	*	*	*	*	*	*	*	*
56	64	51	2.000	*	*	*	*	*	*	*	*	*	*	*	*	*	*
60	75	51	2.000	*	*	*	*	*	*	*	*	*	*	*	*	*	*
60	80	51	2.000			*	*	*	*	*	*	*	*	*	*	*	*
70	90	55	2.000			*	*	*	*	*	*	*	*	*	*	*	*
80	n	y	2.000			*	*	*	*	*	*	*	*	*	*	*	*
100	n	y	2.000			*	*	*	*	*	*	*	*	*	*	*	*
120	n	y	2.000			*	*	*	*	*	*	*	*	*	*	*	*


d = opening of hole
 p = pitch
 v/p = open surface
 * = standard perforation
 x = stockposition
 larg. max = biggest possible sheet width

d = Lochweite
 p = Teilung
 v/p = freier Durchlass
 * = Standard auf Bestellung
 x = Lagerposition
 larg. max = größtmögliche Blechbreite

d = mesure du trous
 p = entraxe
 v/p = passage
 * = perforation standard



d. 30 p. 40 v/p 51%



d. 45 p. 56 v/p 59%




d. 50 p. 64 v/p 55%



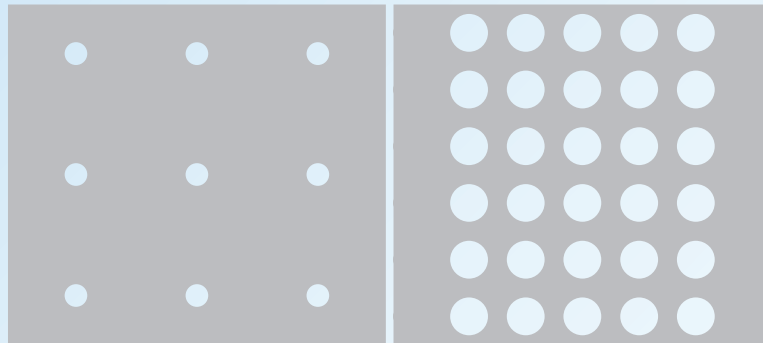
d. 80 p. n v/p y%

Fori tondi pari, round holes straight centres, Rundlocherungen gerade Reihen, trous ronds en lignes




d. 2,5 p. 5,5 v/p 16%

d. 3 p. 8 v/p 11%



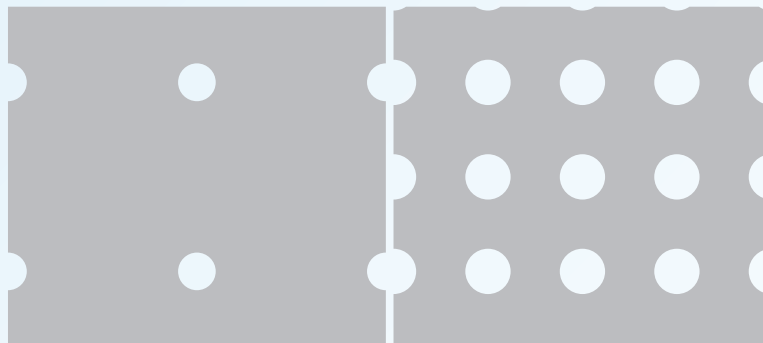
d. 3 p. 16 v/p 3%

d. 5 p. 7,5 v/p 35%




d. 5 p. 12,5 v/p 13%

d. 5 p. 15 v/p 9%




d. 5 p. 25 v/p 3%

d. 6 p. 12,5 v/p 18%



d. 8 p. 12 v/p 35%

d. 10 p. 15 v/p 35%



d. 12 p. 20 v/p 28%


d	p	v/p	largh. spessore																		
			max	0,5	0,8	1,0	1,2	1,5	2,0	3,0	4,0										
2,5	5,5	16	1.500	*	*	*	*	*													
3	5	28,3	1.500	*	*	*	*	*	*												
3	8	11	2.000							*	*	*									
3	16	3	2.000							*	*	*									
4,5	15	7	1.500		*	*			*	*											
4,5	25	2,5	1.500	*	*	*	*	*	*	*	*										
5	7,5	35	1.500						*	*											
5	8	30,7	1.500	*	*	*	*	*	*	*	*										
5	10	20	2.000						*	*											
5	12,5	13	1.300	*	*	x			x	*											
5	13,9	10	1.500	*	*	*			*	*	*										
5	15	9	1.500						*	*											
5	25	3	1.300	*	*	x			x	*											
6	10	28,3	2.000	*	*	*	*	*	*	*	*										
6	12,5	18	1.300	*	*	*			*	*											
6	25	5	1.300	*	*	*			*	*											
8	15	22,3	2.000	*	*	*	*	*	*	*	*	*	*	*	*	*	*	*	*	*	*
8	12	35	1.300		*	*			*	*											
10	15	35	2.000	*	*	*			*	*	*	*	*	*	*	*	*	*	*	*	*
12	20	28	1.300						*	*											
15	25	28	2.000	*	*	*	*	*	*	*	*	*	*	*	*	*	*	*	*	*	*
15	50	7	1.300		*	*			*	*											

d = apertura foro
p = passo
v/p = vuoto su pieno
* = standard a richiesta
x = standard dal pronto (salvo venduto)
larg. max. = larghezza massima possibile della lamiera


see page 5
siehe S. 5
voir page 5

Fori tondi pari, round holes straight centres, Rundlocherungen gerade Reihen, trous ronds en lignes


d	p	v/p	largh. spessore																		
			max	0,8	1,0	1,5	2,0	3,0	4,0	5,0											
20	40	20	1.300			*	*	*													
21	27	48	2.000			*	*	*													
25	75	9	1.500			*	*	*													
27	50	23	2.000	*	*	*	*	*	*	*	*	*	*	*	*	*	*	*	*	*	*
30	68	15	1.500			*	*	*													
37	50	43	2.000	*	*	*	*	*	*	*	*	*	*	*	*	*	*	*	*	*	*
40	75	22	2.000	*	*	*	*	*	*	*	*	*	*	*	*	*	*	*	*	*	*
50	70	40	1.500			*	*	*													
60	120	20	2.000			*	*	*													



d. 21 p. 27 v/p 48%




d. 20 p. 40 v/p 20%




d. 30 p. 68 v/p 15%

Fori tondi pari, round holes straight centres, Rundlochungen gerade Reihen, trous ronds en lignes



d. 40 p. 75 v/p 22%




d. 50 p. 70 v/p 40%

Fori quadri, square holes, Quadratlochungen, trous carrés


a	p	v/p	largh. max	spessore																		
				0,5	0,8	1,0	1,5	2,0	3,0	4,0	5,0	6,0										
4	10	16	1.300	.	.																	
5	7	51	1.300	.	.	x	x															
5	7,5	45	1.500															
5	8	39	1.500														
5,5	7,5/15	27	2.000	.																		
6	10	36	2.000
6	12	34	1.300
6	15	16	1.300	.	.																	
6	15/30	8	1.300	.	.																	
7	10	49	1.300
7	12	34	1.300
8	10	64	1.300	.	.	x	x
8	12	44	2.000
8	23	12	1.500
9	19	23	1.500
10	12	69	1.300
10	12,5	64	1.300	.	.	x	x
10	14	51	1.500
10	15	44	2.000	.	.	x	x	x
10	20	25	1.300
12	14	73,5	1.500
12	17	50	1.300
12	18	45	1.500
15	20	56	2.000
15	30	25	2.000
20	23	75	1.500
20	24	70	2.000
20	25	64	2.000
20	27,5	53	2.000
20	33	37	2.000
20	40	25	2.000
20	50	16	2.000
25	30	69,5	2.000
25	31,6	63	2.000
25	70	13	2.000
25	40	39	2.000
28	38	55	2.000
30	40	56	2.000
30	50	36	2.000
40	52	59	2.000
40	100	16	2.000
45	55	67	2.000
50	60	69,5	2.000
55	65	72	2.000

a = apertura foro p = passo v/p = vuoto su pieno
 • = standard a richiesta x = standard dal pronto (salvo venduto)
 larg. max. = larghezza massima possibile della lamiera


see page 5
 siehe S. 5
 voir page 5




4x4 p. 10 v/p 16% 5x5 p.7 v/p 51%




5x5 p. 7,5 v/p 45% 5x5 p. 8 v/p 39%




6x6 p. 10 v/p 36% 6x6 p.15 v/p 16%




7x7 p. 12 v/p 34% 8x8 p. 10 v/p 64%




8x8 p. 12 v/p 44% 10x10 p. 12 v/p 69%



10x10 p. 12,5 v/p 64%




10x10 p. 14 v/p 51%




10x10 p. 15 v/p 44%



10x10 p. 20 v/p 25%




12x12 p. 17 v/p 50%




15x15 p. 20 v/p 56%




20x20 (r=2) p. 23 v/p 75%



20x20 p. 24 v/p 70%




20x20 p. 25 v/p 64%




25x25 p. 31,6 v/p 63%




25x25 p. 40 v/p 39%




28x28 p. 38 v/p 55%




30x30 p. 50 v/p 36%




40x40 p. 52 v/p 59%




1,1x20 p. 5,5x25 v/p 16%




1,5x20 p. 5,5x25 v/p 22%



2x20 p. 6x25 v/p 27%



3x20 p. 7x25 v/p 33%



4x20 p. 8,5x25 v/p 36%


alternati, staggered, versetzt, à quinconce

a · l	p1 · p2	v/p	largh.	spessore													
				mm	mm	%	max	0,5	0,8	1,0	1,5	2,0	3,0	4,0	5,0	6,0	8,0
1,1x20	5,5x25	16	2.000						*	*							
1,25x12	6x22	11	2.000		*	*	*	*									
1,25x20	4,25x25	23	2.000					*									
1,5x20	5,5x25	22	2.000		*	*	*	*									
2x20	6x25	27	2.000					*	*	*							
2x20	8x25	20	2.000					*	*	*							
3x20	7x25	33	1.500	*	*	*	*	x									
3x20	8x25	29	2.000					*	*	*							
4x20	8,5x25	36	1.500					x	x	*							
4x20	9x25	34	2.000					*	*	*	*						
5x20	8,5x25	44,5	1.500	*	*	*	*	*	*	*							
5x20	11x26	33	2.000					*	*	*	*	*					
5x25	10x30	40	2.000					*	*	*	*	*	*				
6x30	13x37	36	2.000	*	*	*	*	*	*	*	*	*	*	*			
7x20	17x38	20	1.300		*	*											
7x25	25x42	16	1.300					*	*								
8x30	13x40	43,5	2.000	*	*	*	*	*	*	*	*	*	*	*			
10x20	19x29	33	1.500					*	*								
10x40	20x50	38	2.000					*	*						*	*	*


pari, straight rows, in Reihen, en lignes

a · l	p1 · p2	v/p	largh.	spessore													
				mm	mm	%	max	0,5	0,8	1,0	1,5	2,0	3,0	4,0	5,0		
2x20	20xn	y	2.000							*	*						
2,4x16	4,5x20	41	1.500						*								
3x10	6x13	36	2.000						*	*	*						
3x40	14xn	y	2.000								*	*					
4x20	8xn	y	1.300	*	*	*											
4x22	10x27	32	2.000				*	*	*	*	*	*					
5x20	10xn	y	1.300	*	*	*											
7x25	24xn	y	1.300				*	*	*								
7x25	25xn	y	1.500				*	*	*								


a · l = larghezza · lunghezza foro
 p1 · p2 = passo laterale · passo longitudinale
 v/p = vuoto su pieno
 * = standard a richiesta
 n = passo a scelta
 x = standard dal pronto (salvo venduto)
 y = variabile
 larg. max = larghezza massima possibile della lamiera




5x20 p. 11x26 v/p 33%



5x25 p. 10x30 v/p 40%




7x20 p. 17x38 v/p 20%




7x25 p. 25x42 v/p 16%




10x20 p. 19x29 v/p 33%




10x40 p. 20x50 v/p 38%



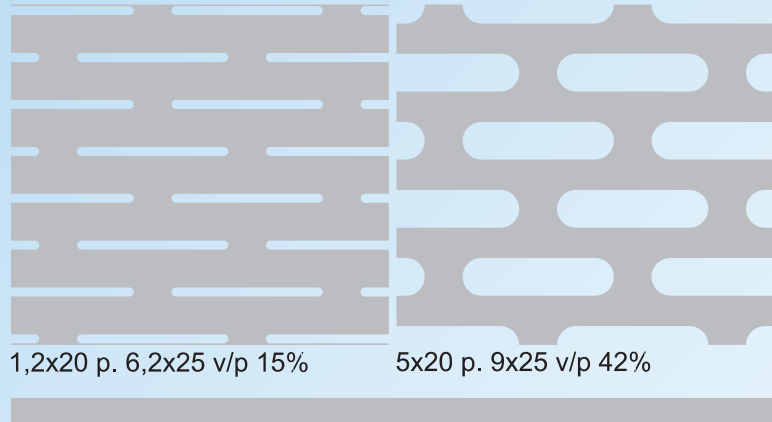
2,4x16 p. 4,5x20 v/p 41%



4x20 p. 8x25 v/p 38%



7x25 p. 25x35 v/p 19%




1,2x20 p. 6,2x25 v/p 15% 5x20 p. 9x25 v/p 42%

alternati, staggered, versetzt, à quinconce

a · l	p1 · p2	v/p	largh.	spessore															
				mm	mm	%	max	0,8	1,0	1,5	2,0	3,0	4,0	5,0					
1,2x20	6,2x25	15	1.300																
3,5x55	8,5x62	36	2.000																
4x55	10x65	34	2.000																
4x65	9x72	40	2.000																
4,5x60	10,5x70	36	2.000																
5x20	9x25	42	2.000																
5x60	10,5x70	40	2.000																
6x30	12x36	40	2.000																
7x25	15x30	37	1.300																
10x50	24x60	33	2.000																

a · l = larghezza · lunghezza foro
 p1 · p2 = passo laterale · passo longitudinale
 • = standard a richiesta
 x = standard dal pronto (salvo venduto)
 larg. max = larghezza massima possibile della lamiera




3,5x55 p. 8,5x62 v/p 36%


pari, straight rows, in Reihen, en lignes

a · l	p1 · p2	v/p	largh.	spessore															
				mm	mm	%	max	0,5	0,8	1,0	1,5	2,0							
2x20	5x23,5	34	2.000																
4x30	7x34	49	2.000																
5,5x25	nx30	y	1.200																
6x30	a dis.	y	2.000																
6x100	a dis.	y	2.000																
8x30	a dis.	y	2.000																
8x100	a dis.	y	2.000																
10x30	20x40	35	2.000																
10x40	20x50	38	2.000																
15x45	21x50	60	2.000																
15x75	39x90	40	2.000																
15x75	40x100	27	2.000																

a · l = larghezza · lunghezza foro
 p1 · p2 = passo laterale · passo longitudinale
 v/p = vuoto su pieno
 • = standard a richiesta
 n = passo a scelta
 y = variabile
 larg. max = larghezza massima possibile della lamiera



4,5x60 p. 10,5x70 v/p 36%




7x25 p. 15x30 v/p 37%




2x20 p. 5x23,5 v/p 34% 4x30 p. 7x34 v/p 49% 15x45 p. 21x50 v/p 60%


a	p	v/p	largh.	spessore															
				mm	mm	%	max	0,5	0,8	1,0	1,5	2,0	3,0	4,0	5,0				
GF5	20	39	1.500																
GF11	16	32	1.300																
GF17	9	42	1.300																
GF20	14	40	1.000																
a chiave	12,5	22	1.500																
Esagono	2,5	63,8	1.500																
Euro 4,5	25	7	1.500																
Euro 5	25	8	1.500																
4	10	13	1.300																
20x20 alt.	24	69	1.500																
30x30 diag.	36	68	2.000																
10x10 ondulato	18	31	1.000																
6 sv.	14,5	16	1.500																
8 sv.	17	20	2.000																
14 sv.	30	20	2.000																
26 sv.	40	38	1.300																
10x20 sv.	19x29	33	2.000																
10+12 sv.	a dis.	8	2.000																
bugna 14x21	a dis.	-	2.000																
bugna tonda 8	26	-	2.000																
bugna tonda 10	31,16	-	2.000																
bugna tonda 15	34,64	-	2.000																
bugna 15x15	40	-	2.000																
bugna 20x20	50	-	2.000																




GF5 p. 20 v/p 39% GF11 p. 16 v/p 32%




GF17 p. 9 v/p 42% GF20 p.14 v/p 40%



30x30 (r=6, diag. 45) p. 36 v/p 68%




Euro 5 p. 25 v/p 8%




Foro a chiave p. 12,5 v/p 22%




Foro esagonale HV2-2,5 v/p 63,8%




d. 14 svas. p. 30 v/p 20%



d. 26 svas. p. 40 v/p 38%



d. 10+12 svas. p. 35,25 a 45Åv/p 8%



10x20 svas. p. 19x29 v/p 33%



Bugna 14x21 p. 20x30



Graepel Italiana S.p.A.
Via FONDI, 13
46018 SABBIONETA (MN) - ITALY
Tel. +39 0375 220101 - Fax +39 0375 220262
R.I. MN / C.F. / P. IVA 00500630207
REA 135337 - Cod. Mecc. MN005636
Cap. Soc. e 516.450 i.v.
www.graepel.com - info@graepel.it

Lamiere forate e stampate